



***SALICE***

***Luxer***

*modular system*

ENG



### *Essential design.*

#### *Details that make the difference.*

- Brackets with no visible fastenings: clean aesthetics, ideal for high-end projects.
- Perfect shelf alignment thanks to centrally connected supports.
- Electrical contacts for shelves with integrated, invisible LED lighting.

### *Advanced functionality.*

#### *Guaranteed performance.*

- Concealed shelf supports with anti-release system: safety without compromising on aesthetics.
- Load capacity up to 40 kg for shelves and up to 50 kg for drawer units.
- Reliability and durability: designed for daily use, built to last.

### *Design flexibility for every need.*

- Full range for horizontal, inclined, and adjustable shoe shelves without tools.
- Full integration with the Accessories program: maximum compositional freedom.

### *Quick installation, flawless results.*

- Power supply on a single upright: only one side to wire, reduced installation time and costs.
- Room panels with self-centering clips: simplified installation, guaranteed precision.

### *Maximum design autonomy.*

- Online configurator: create, customize, and present the solution to the customer in just a few clicks.





## *Luxer*

Luxer is an innovative frameless wardrobe system, offering versatile and contemporary storage solutions.

Its modular design, featuring shelves, drawers, and various accessories allows for the walls to be cladded for elegant space optimisation meeting any design requirement.

Element configurations can be changed at any time, making the environment dynamic and always fully functional.



## *Luxer Room*

*Luxer Room conceals the structure with elegant cladding panels, turning walls into seamless, refined surfaces.*

### **CONFIGURATOR**

Create your composition with our online configurator!

Simple and intuitive, it allows you to customize the system in every detail.





## *Luxer Wall*

The system's supporting structure is intentionally exposed, becoming a key element of the design. Luxer Wall offers a practical, minimalist, and contemporary aesthetic.

### **CONFIGURATOR**

Create your composition with our online configurator!  
Simple and intuitive, it allows you to customize the system in every detail.









## *Versatile*

Luxer suits various environments. The system incorporates innovative lighting, capable of enhancing spaces and displayed objects, creating welcoming and luminous atmospheres.

With Luxer, you can create tailor made solutions for dressing rooms with high aesthetic and functional impact. It adapts perfectly to living areas, offering functional compositions with refined design.

The system enables the creation of modular bookcases, customizable by style and space needs. Thanks to a wide range of brackets, shelves, and drawers, Luxer is also suited to high end commercial spaces like wine bars, design bars, and shops.

It allows for elegant and organized display showcases without sacrificing aesthetic sophistication. With Luxer Wall, even the home entrance becomes welcoming and tidy.

The system lets you organize personal items in style, thanks to modularity that guarantees custom solutions for every need. Functionality and design merge to offer an elegant welcome at first sight.







## *Compatible with Excessories*

The system is completed by the Excessories collection, a range of refined furniture accessories that bring exclusive wardrobes, designer bookcases, and many other personalized furnishings to life.

Aluminium shelves are available, pre wired for lighting and equipped with hanging rail tubes, along with a wide range of drawers in different heights, with fronts in wood, glass, or four sided aluminium.

The setup is completed with inclined shoe shelves, hooks, trays, containers, and other coordinated accessories. Each element is designed for maximum flexibility and allows a layout always consistent with the style and needs of the environment.

## TECHNICAL AND FUNCTIONAL FEATURES

### COMPONENTS

**Luxer** has been developed to satisfy all the needs that a modular system can offer and more. On a structural level, the upright profiles and the brackets are its main components. The aluminum upright profiles, fixed to the wall, are characterised by depth, sideways and height adjustment for perfect alignment of all the elements of the composition.

In **Luxer Room** the upright profile and the rear wall are not visible as they are hidden by cover panels housed in the profile. The panels can be made of wood or covered in leather, ceramic, fabric and any other material to offer unique results. The panels are then fixed to the upright profiles by a special spindle clip which makes the procedure very easy and forgiving of any cutting or drilling mistakes.

Furthermore, in **Luxer Room** there is a solution that enables the modular system to be used in angular spaces, for greater versatility of application.

To enhance the elegance of the **Luxer Room** system, an additional accessory is available, a brush that masks the gap between the panels.

In **Luxer Wall**, instead, the upright profiles of the system are visible, as are the walls of the room, giving the space a modern look.

The range of brackets is extensive, in order to accommodate different types and combinations of shelves and drawers in both wood and aluminum. The brackets are well-finished and refined. Furthermore, in the brackets the fixing holes of the elements are made through the hole-drilling method and therefore invisible from the outside, a feature that gives the product an extremely linear and refined aesthetic.

#### **There are different kind of brackets:**


- the bracket for shelves which can be made of aluminum or wood, both with or without lighting;
- the bracket that combines shelves and a wide choice of drawers, available in three different heights with wooden or glass frontal or 4-sided aluminium;
- the inclined bracket for shelves and shoe racks. In combination there is the horizontal heel support, which can be positioned wherever you prefer and moved according to need.

The fixing and the location of the wooden or alu-framed shelves are ensured by the **Salfix** shelf support system, patented by Salice, which allows an accurate fixing of the shelves to the brackets and a highly-effective horizontal alignment of the panels.

### FUNCTIONALITY

**Luxer** combines functionality and design, and offers an avantgarde lighting solution for the shelves. The electrical contact strip integrated into the upright profiles of the **Luxer Room** and **Luxer Wall** system together with the connectors inserted in the brackets of the shelves allow you to create customised lighting.

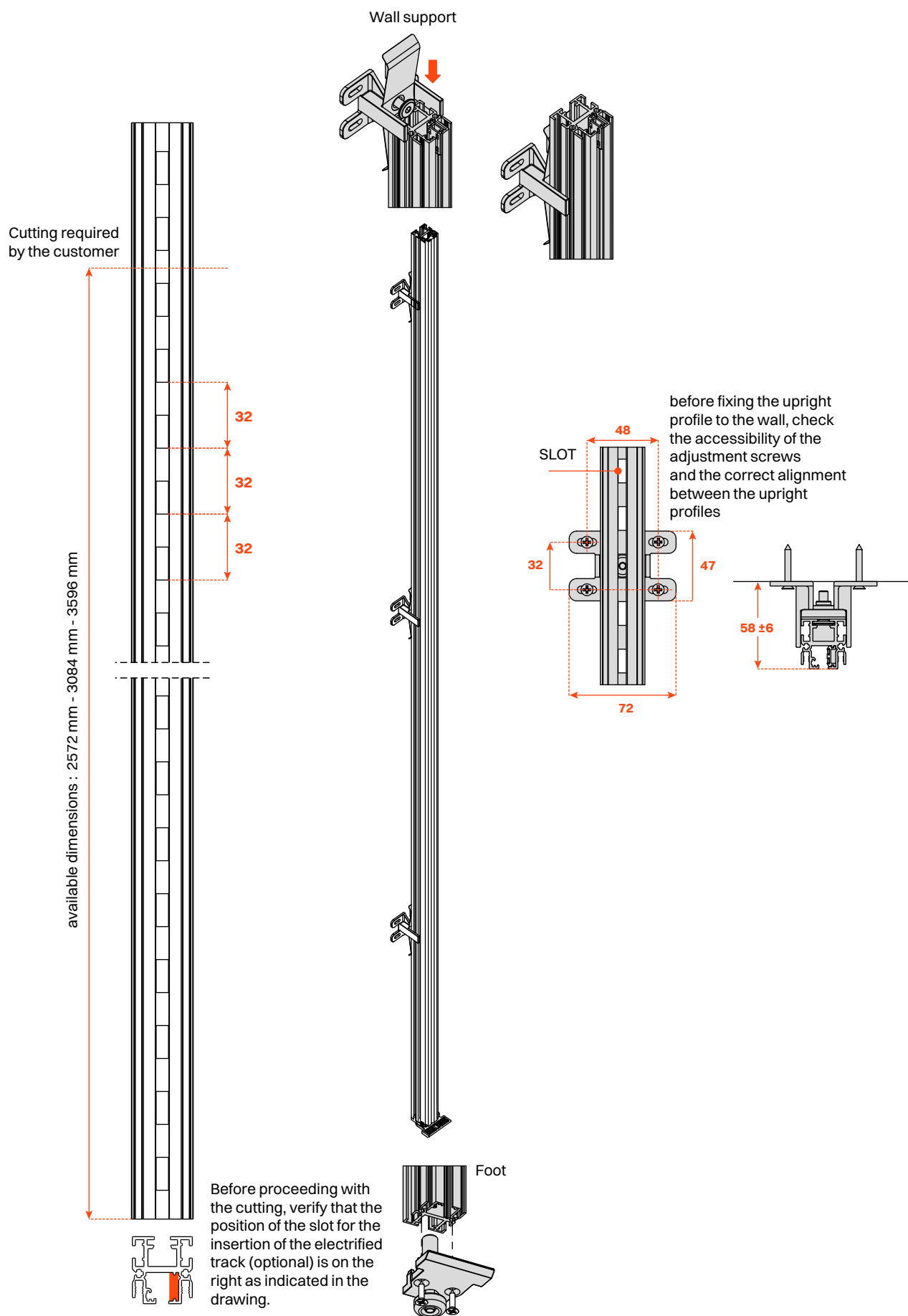
This sophisticated electrical supply system allows you to freely move the shelves according to your needs and preferences. The light is powered autonomously when the shelf comes into contact with the upright profile of the **Luxer** system, ensuring maximum ease of use and eliminating the need for electric cables.



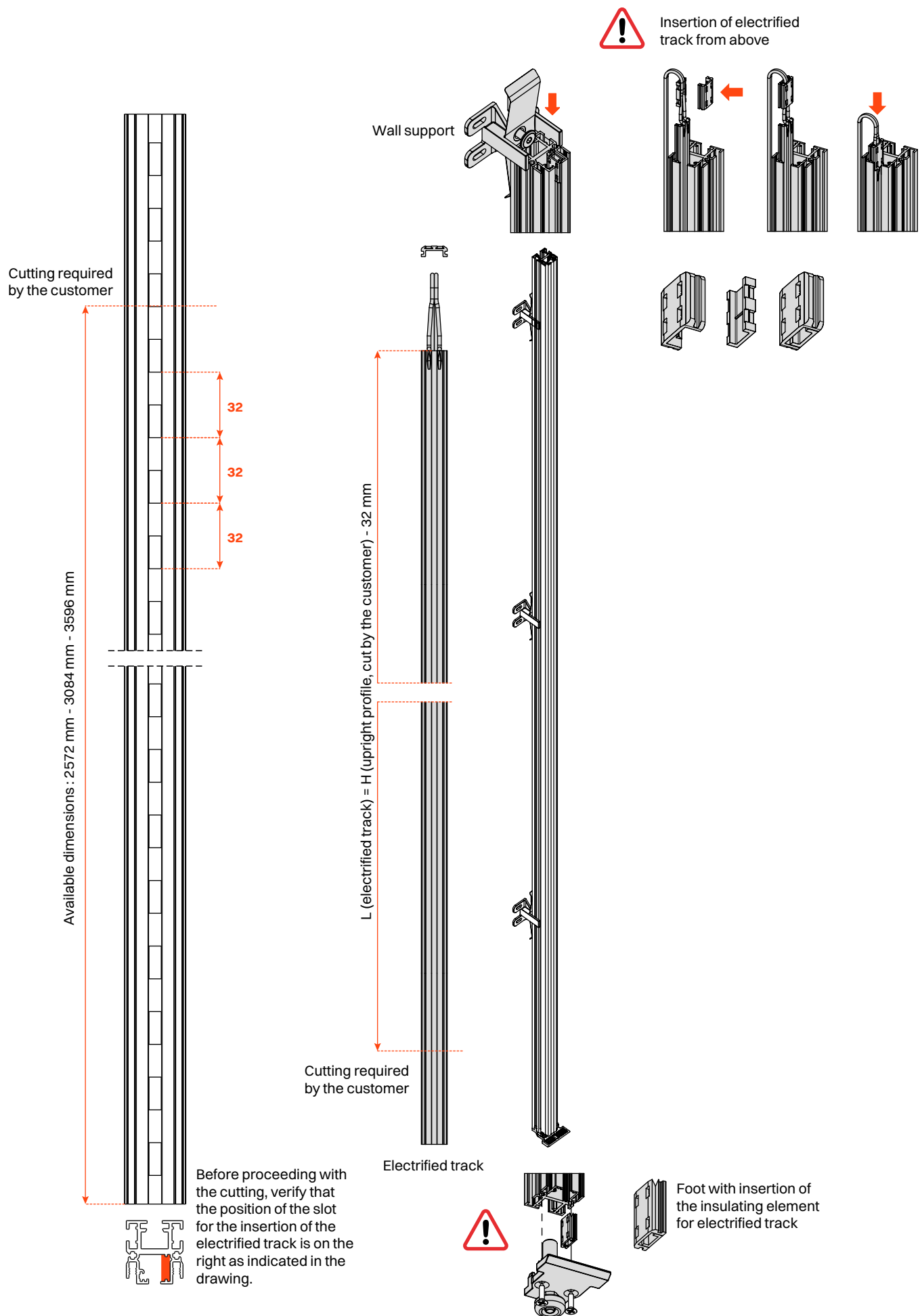
## *Luxer Room* technical information

# Luxer Room

## Standard track



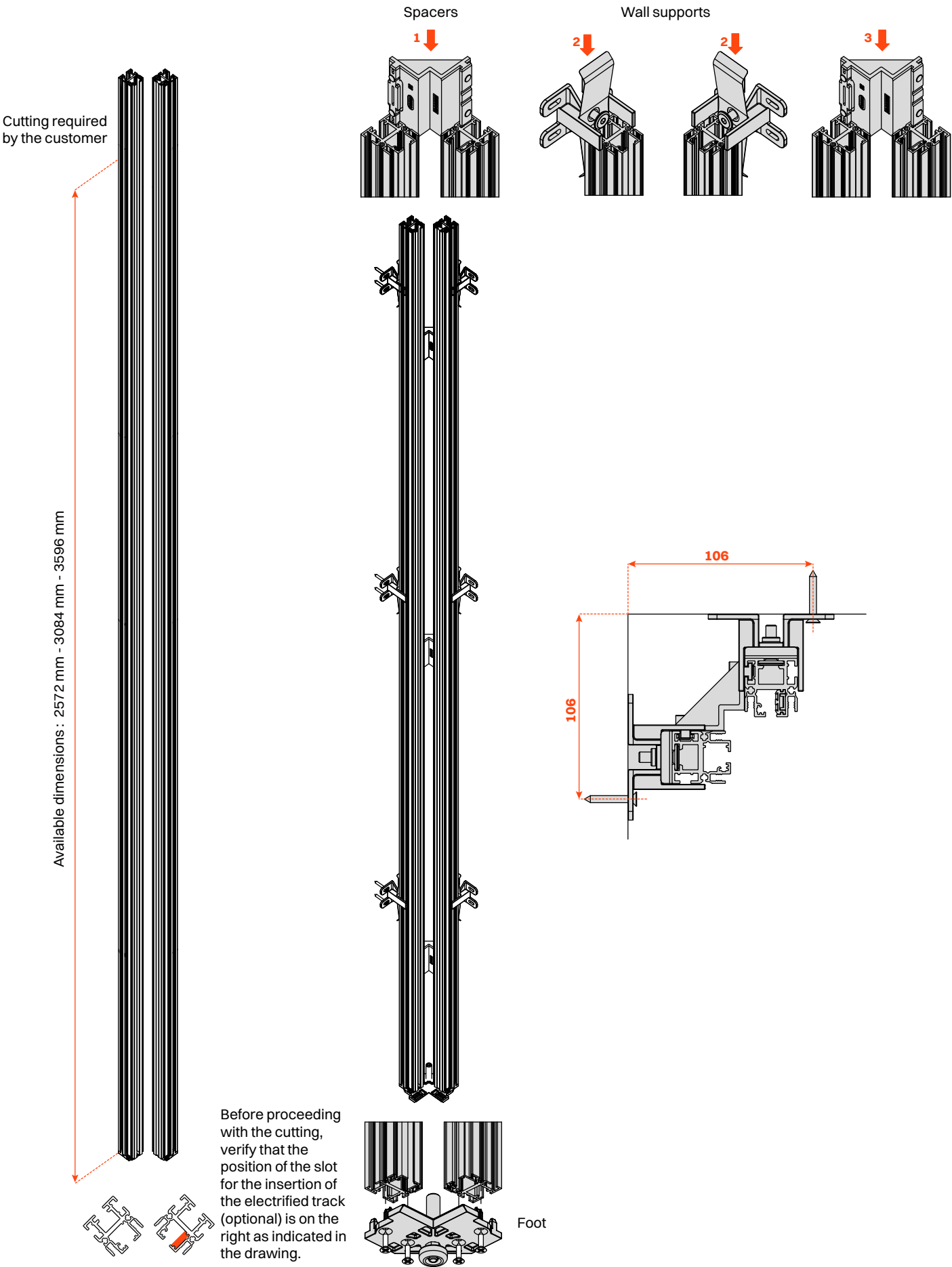
# Electric track for shelves with LED light



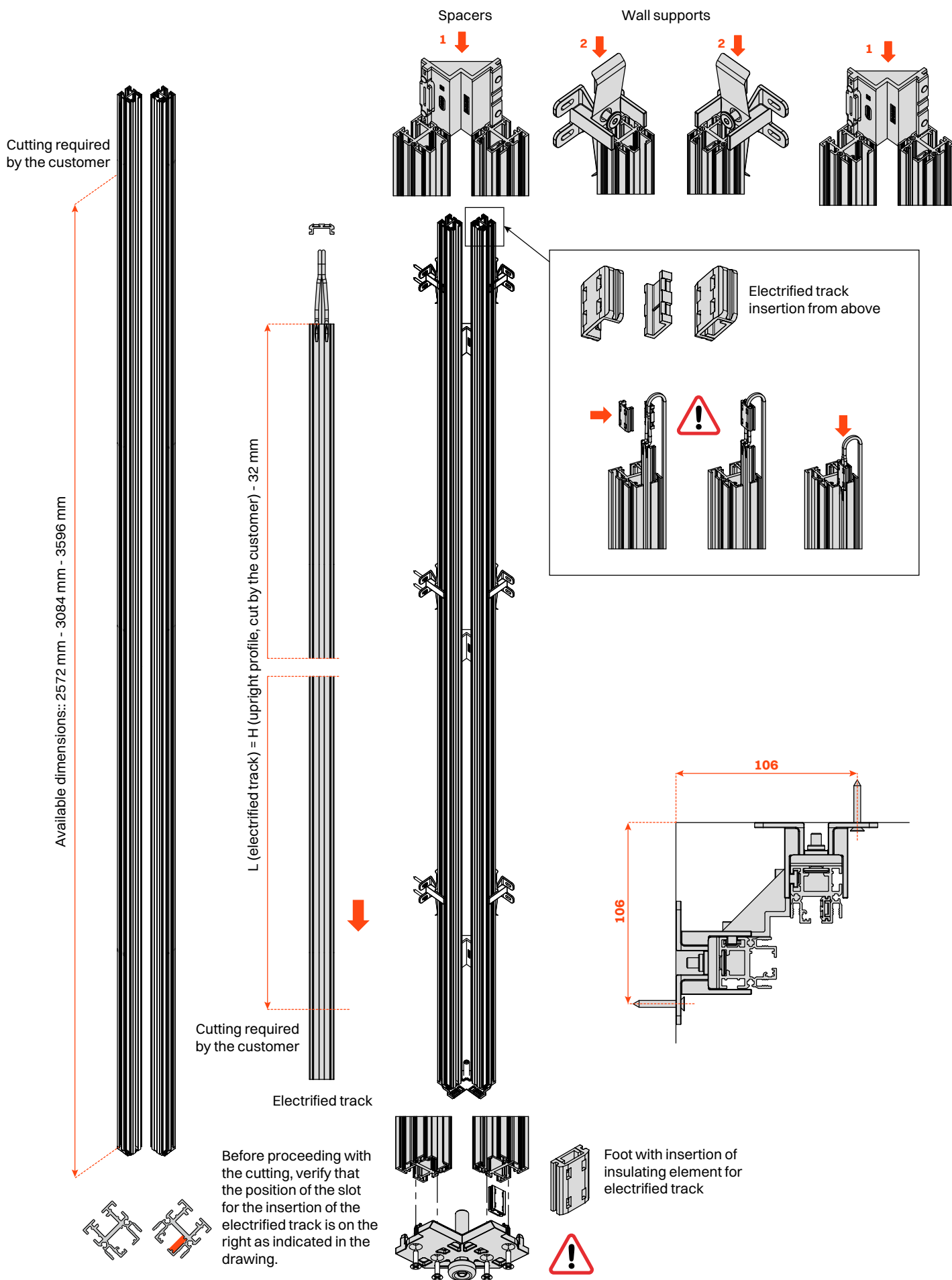
Luxer Room

Standard track - Corner mounting

Alternate the insertion of the spacer and the supports for the wall fixing



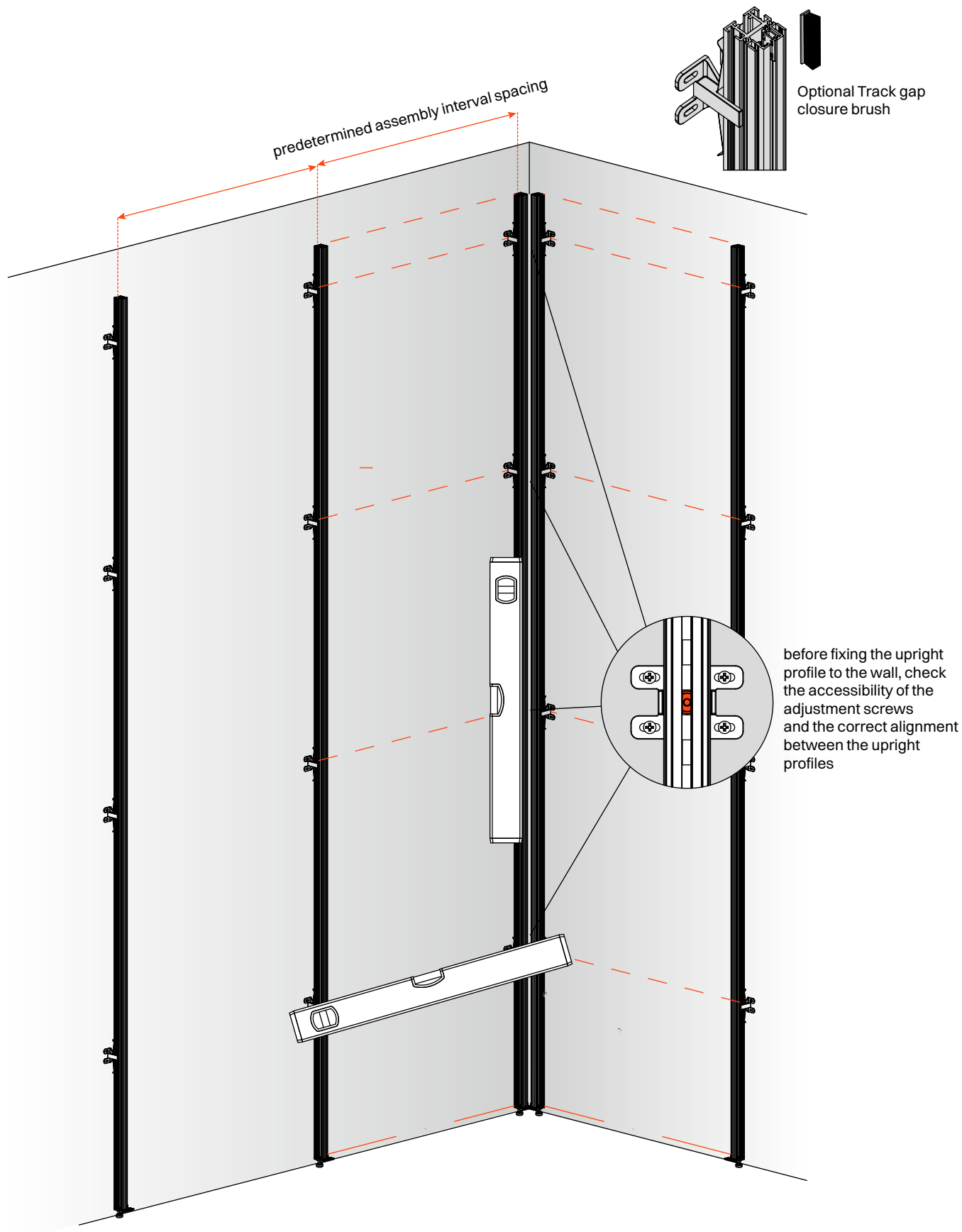
## Electrified track for shelves with LED light - Corner mounting



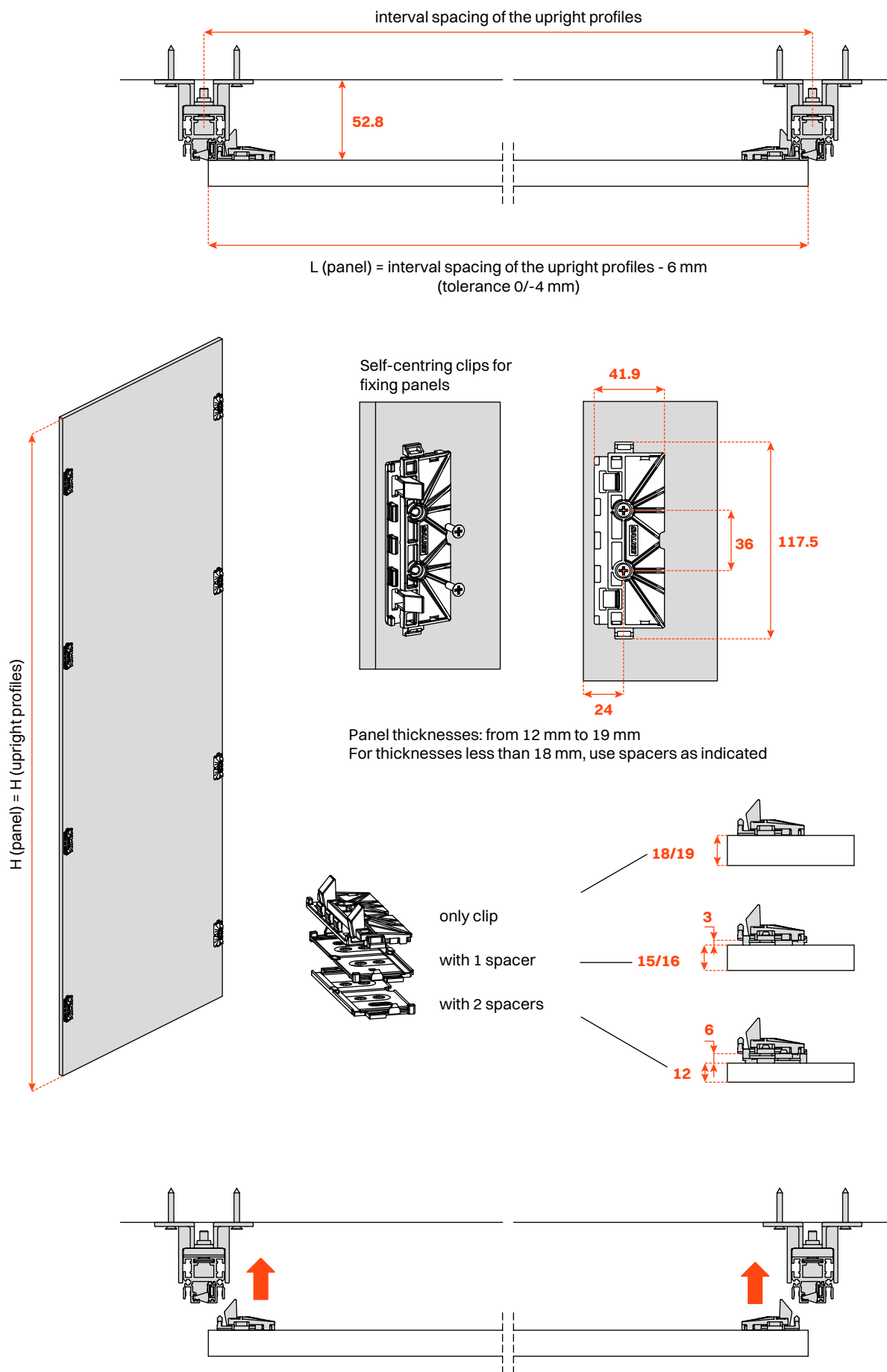
## Luxer Room

### Assembly instructions

If present, secure and straighten the corner profile.  
Then proceed with the other uprights, always checking that they are parallel to each other.  
We suggest that the parallelism between the slots is checked by inserting 2 brackets  
For the perfect alignment of the upright profiles see the chapter "Adjustments"

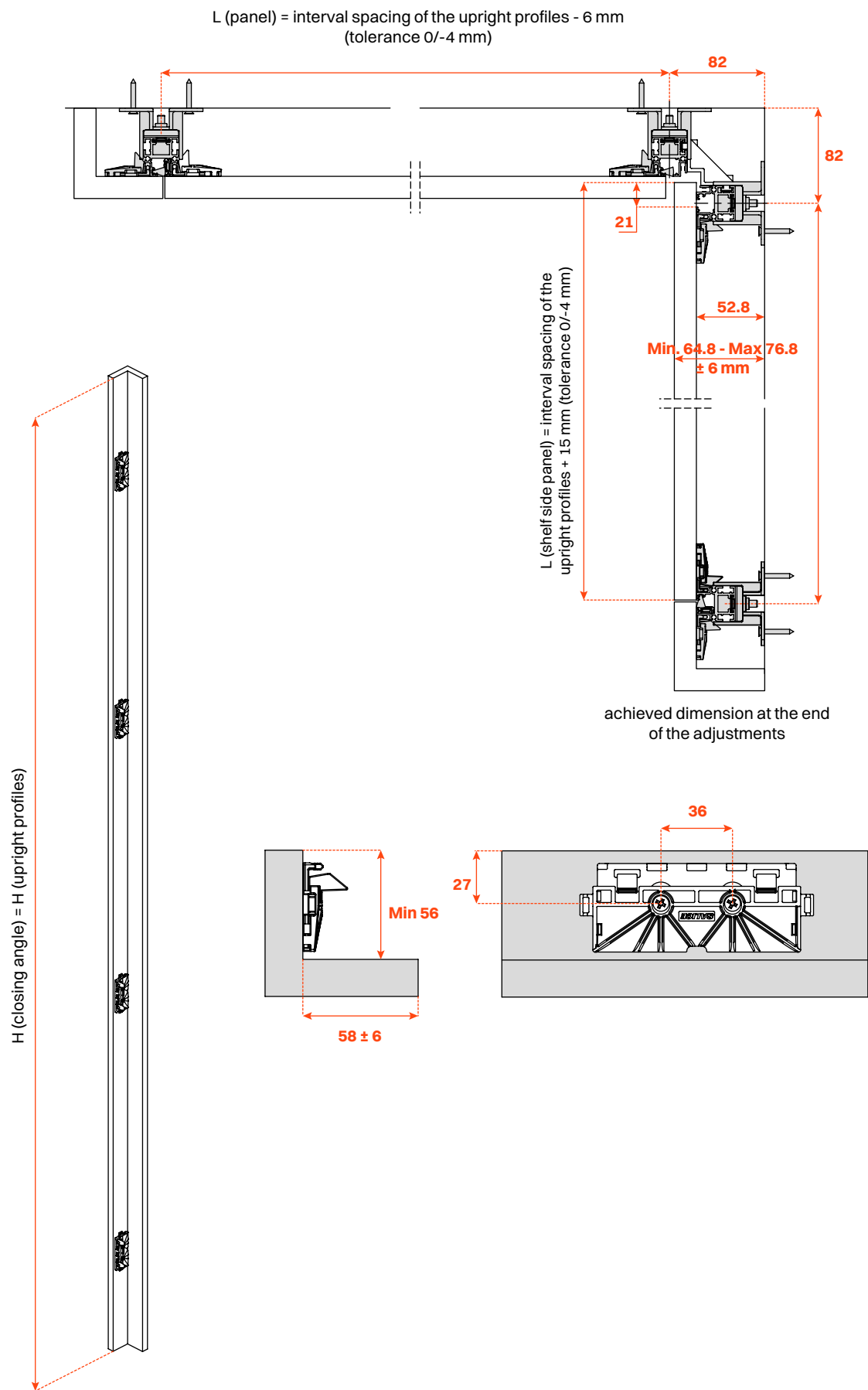


Panel dimensions and fixing clips




Luxer Room

Calculation of panel dimensions for corner mounting and end caps

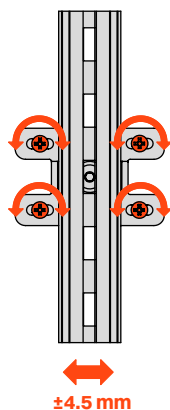


## Adjustments

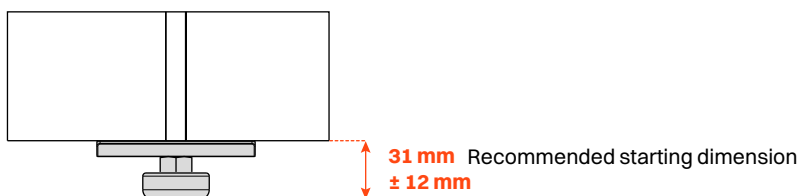
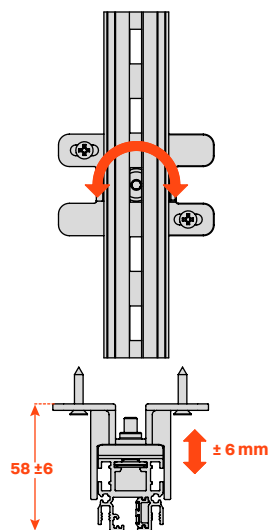
### Height adjustment of the foot



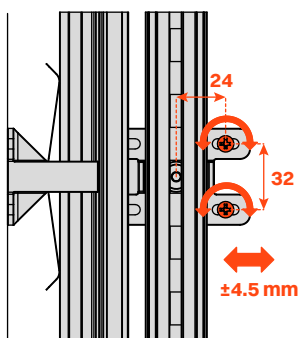
### Sideways adjustment of the single upright profile $\pm 4.5$ mm



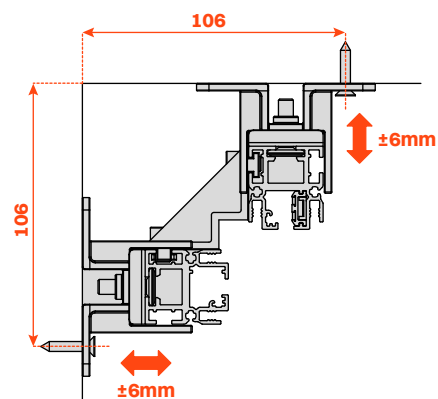
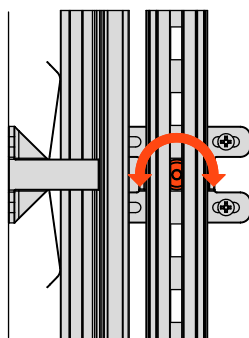
### Depth adjustment of the single upright profile



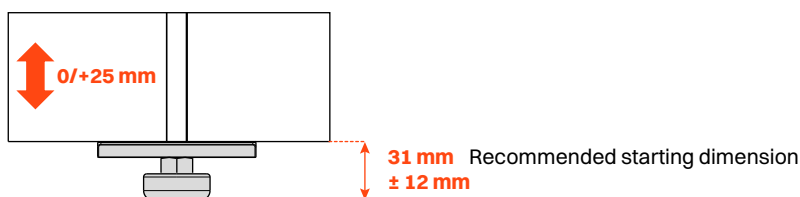
### Sideways adjustment of the angular upright profile




### Depth adjustment of the angular upright profile



Front adjustment of one upright profile involves lateral displacement of the other.



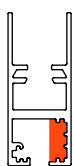
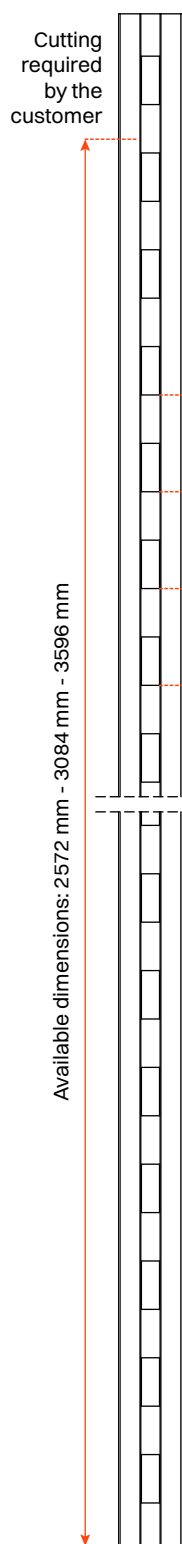




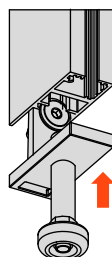
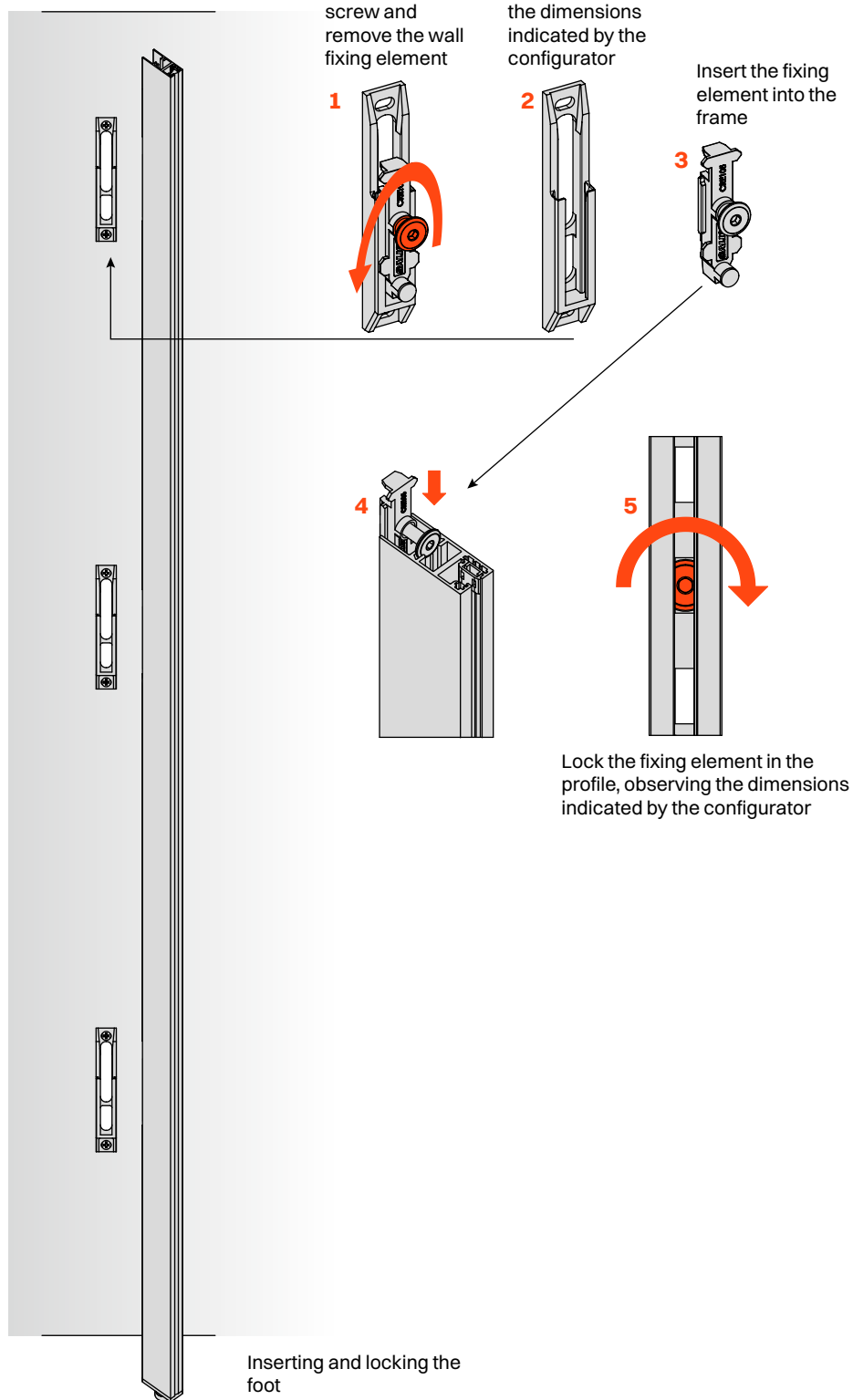
*Luxer Wall*  
technical information

# Luxer Wall

## Standard upright profiles

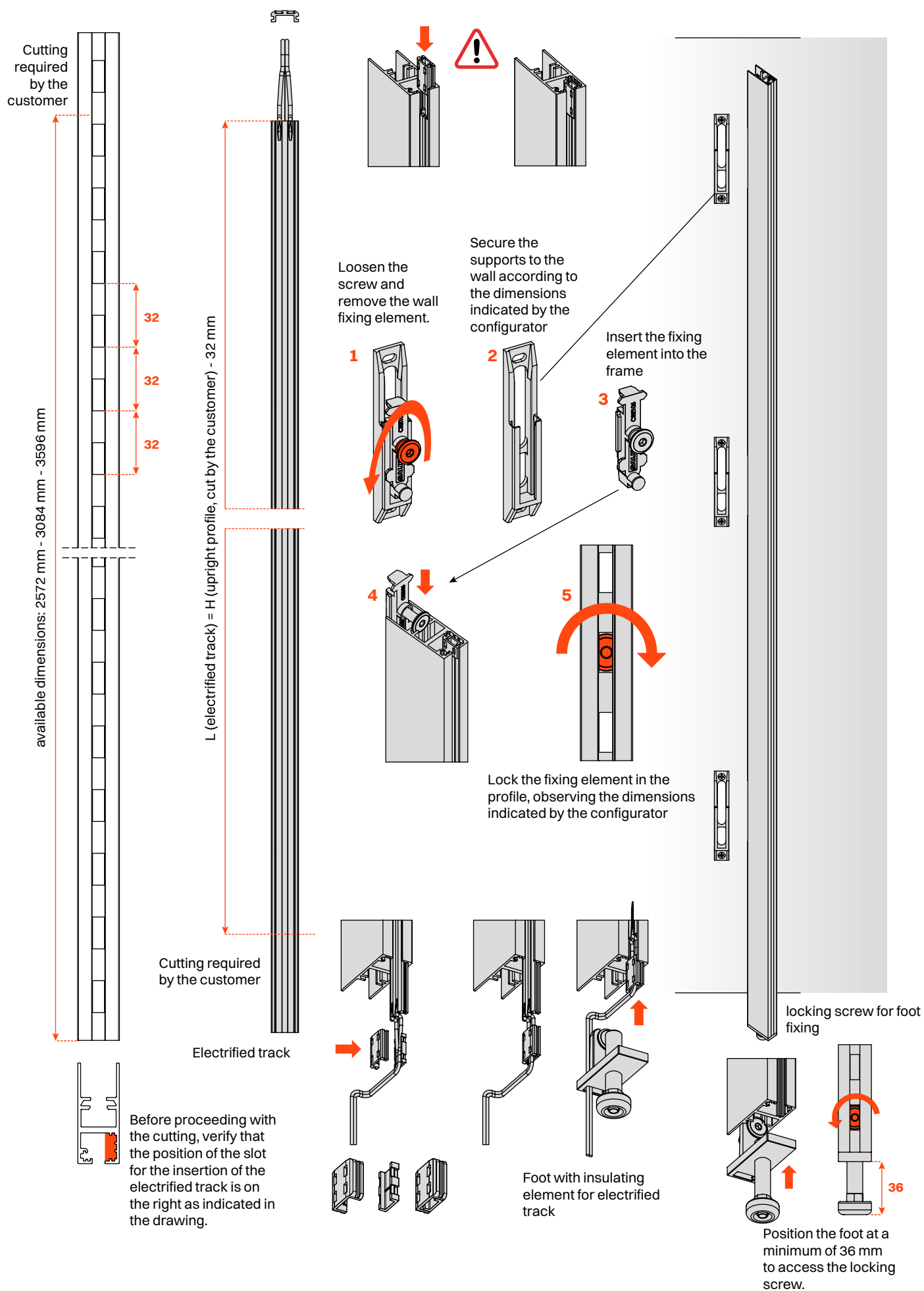


Before proceeding with the cutting, verify that the position of the slot for the insertion of the electrified track (optional) is on the right as indicated in the drawing.



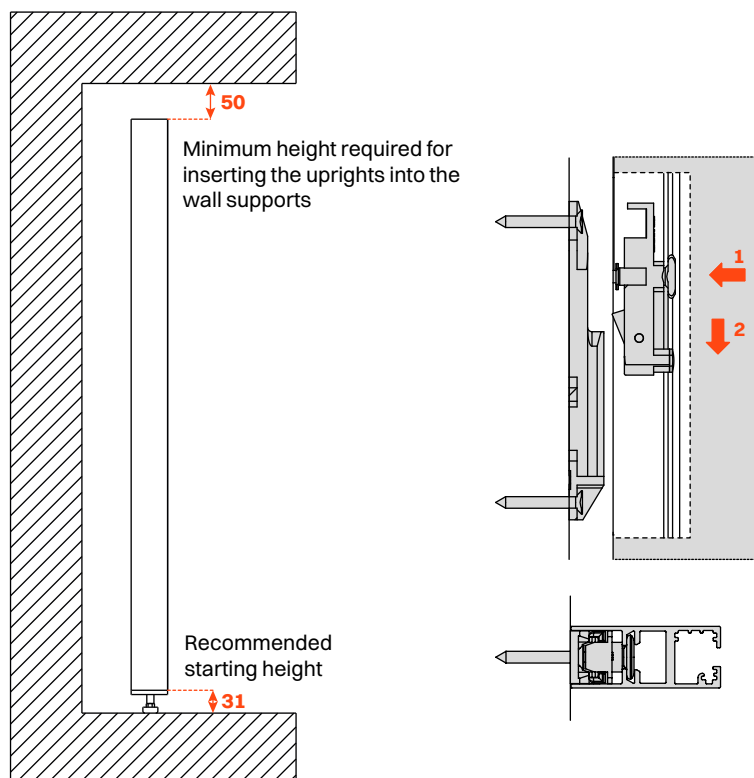
Position the foot at a minimum of 36 mm to access the locking screw

## Electrified upright profile for shelves with LED light



## Luxer Wall

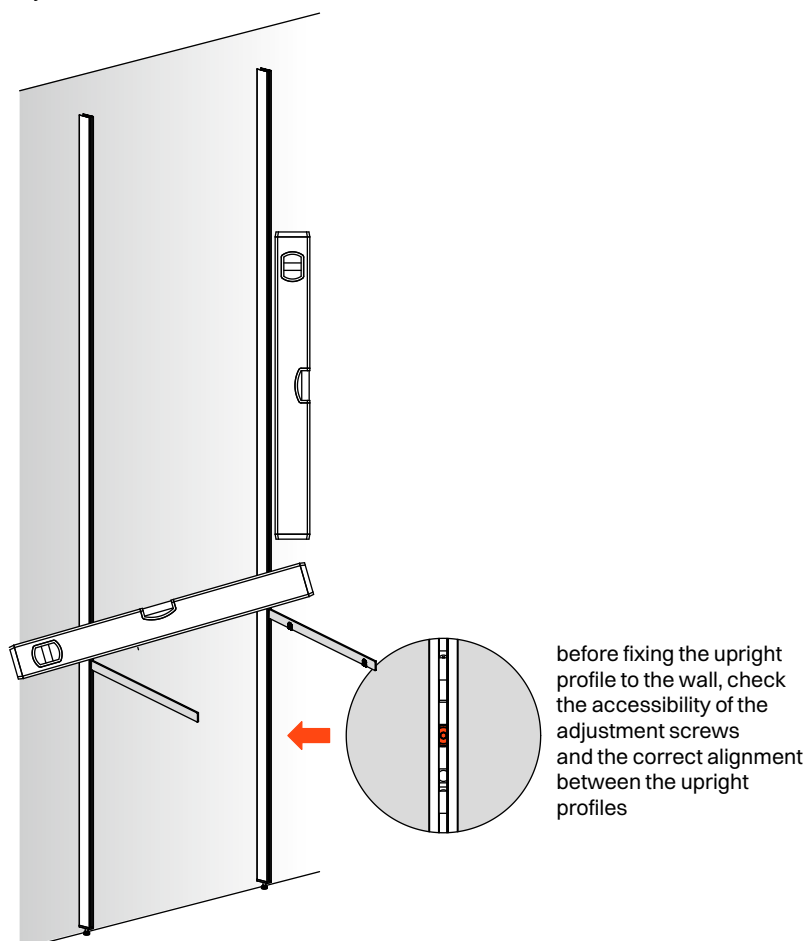
### Wall mounting of upright profile



### Wall fixing of the first upright profile and location of the supports

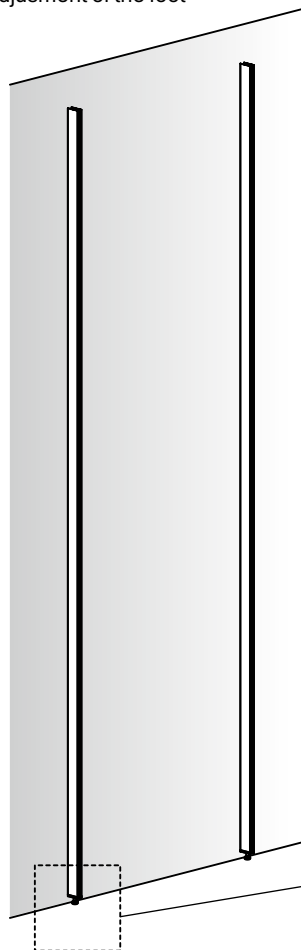
We suggest that the parallelism between the slots is checked by inserting 2 brackets

For the perfect alignment of the upright profiles see the chapter "Adjustments"

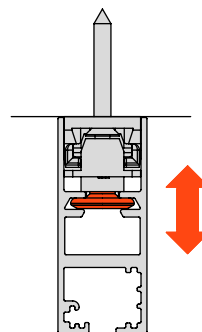
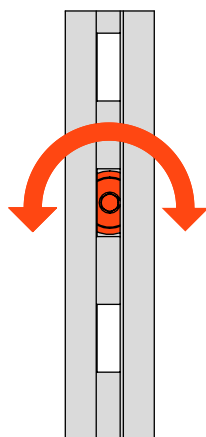


## Adjustments

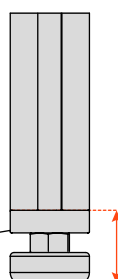
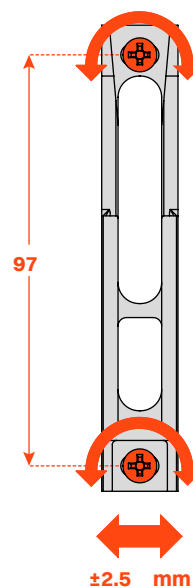
Height adjustment of the foot



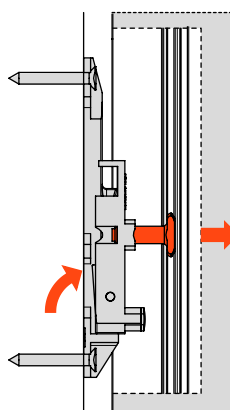
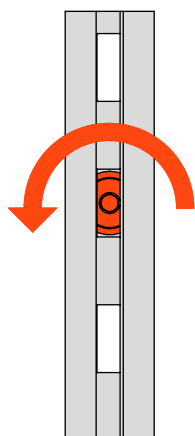
Depth adjustment of the single upright profile



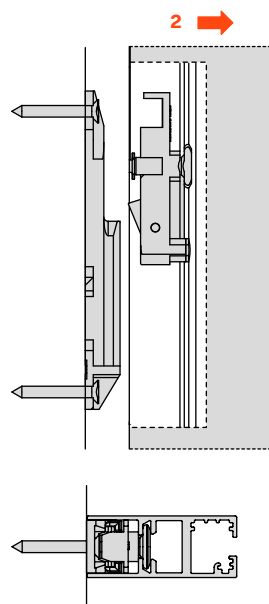
Sideways adjustment of the single upright profile




**31 mm** Recommended starting height  
**± 12 mm**



Completely unscrew the fixing screw





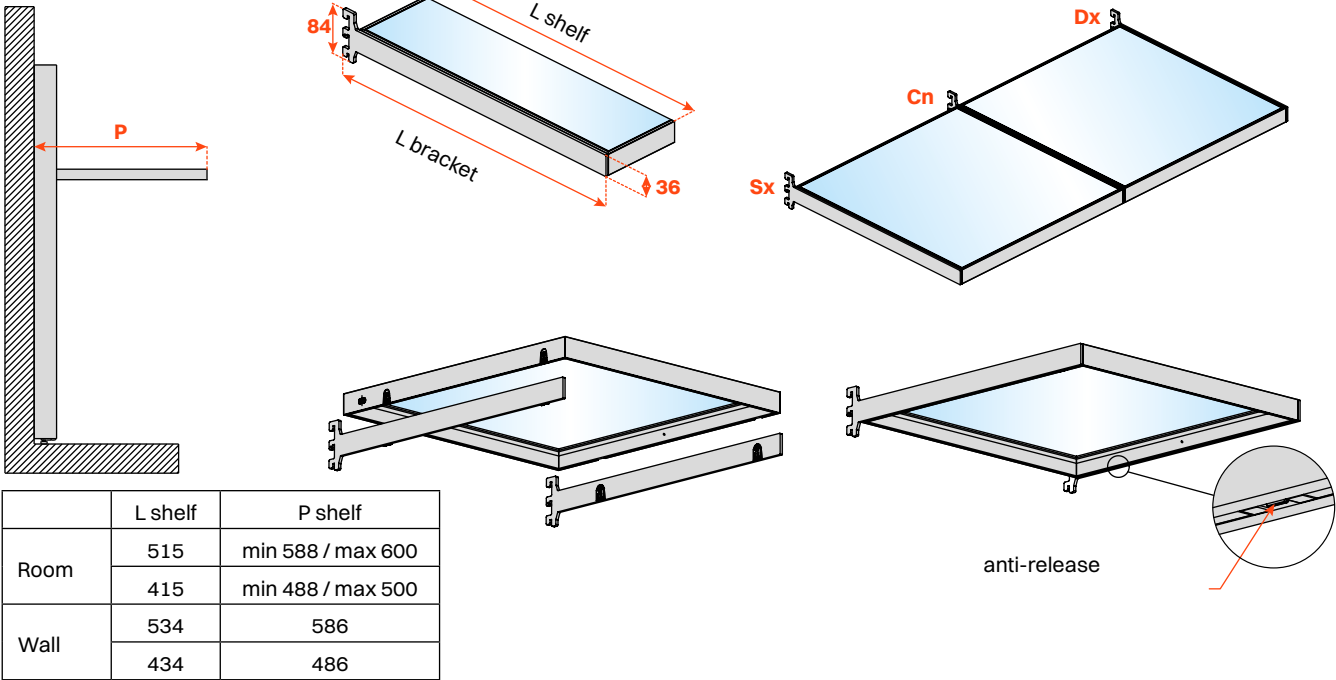


*Luxer Room and Luxer Wall*  
Brackets fixing

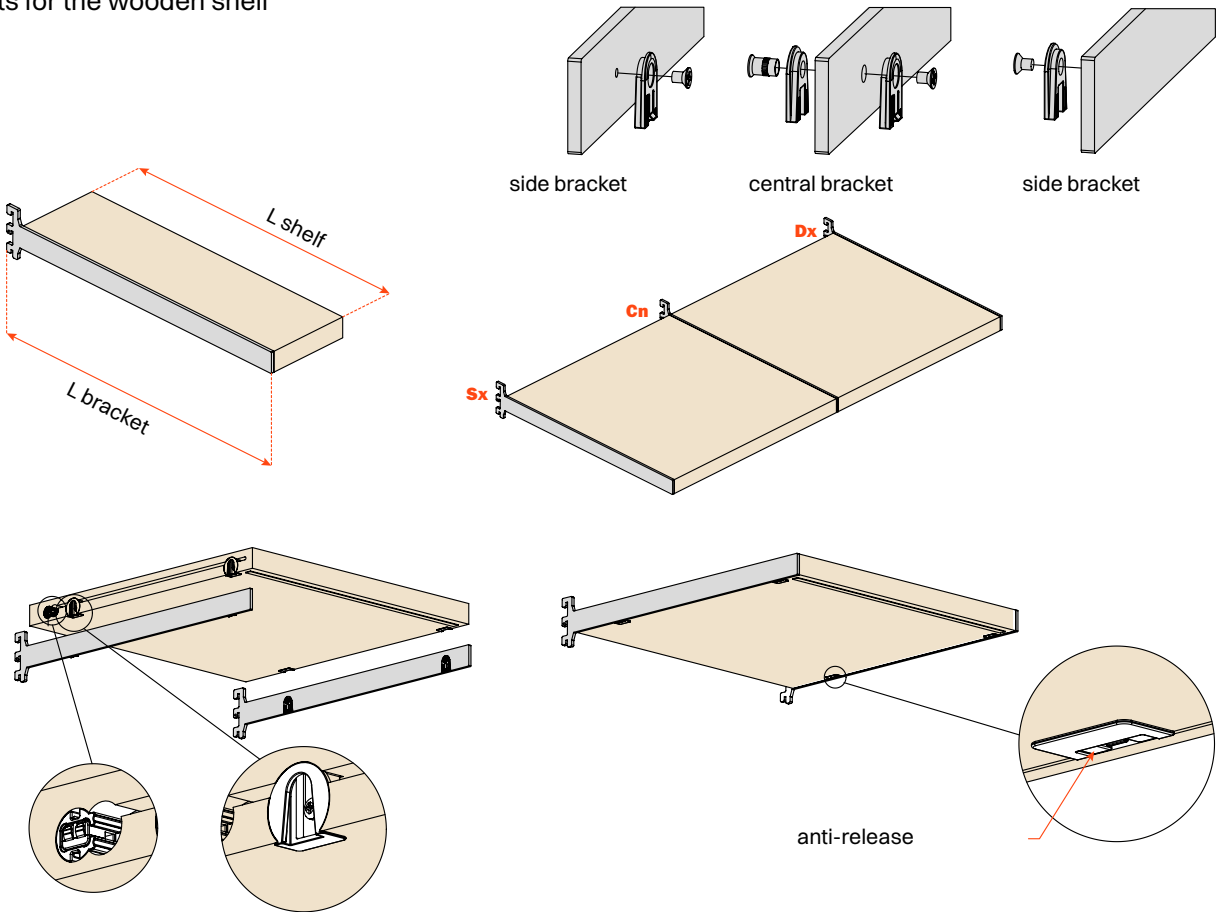
# Luxer Room and Luxer Wall

Brackets for the alu-framed shelf

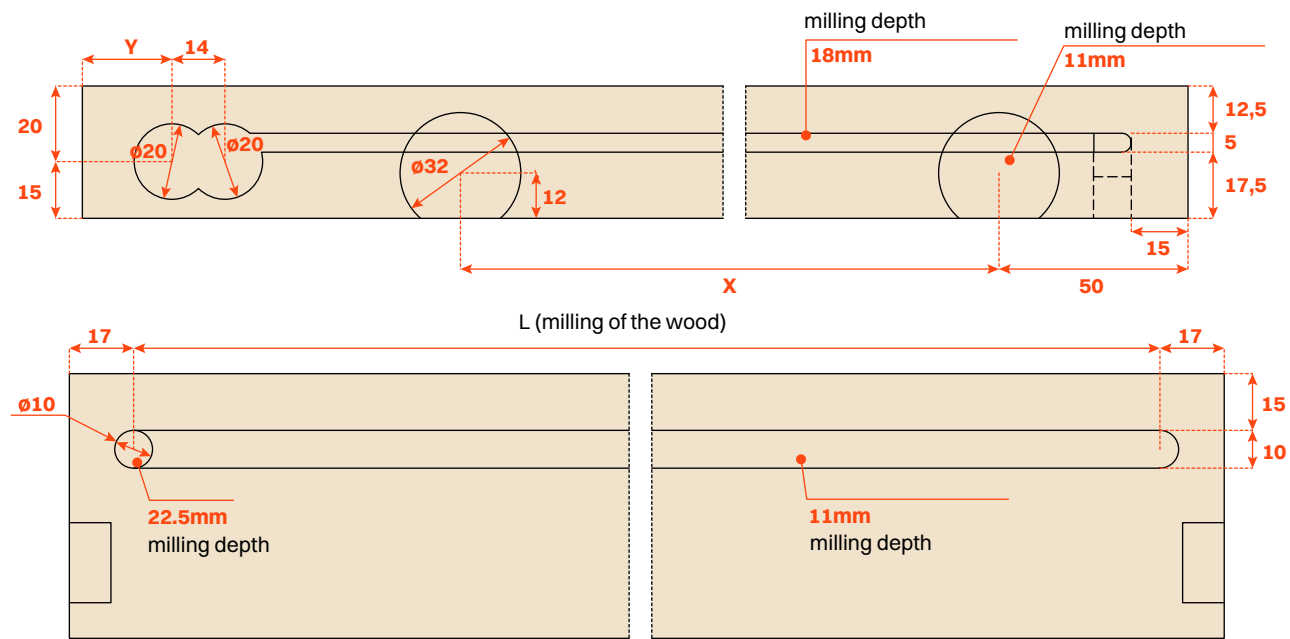
	L shelf	L bracket
Room	515	562
	415	462
Wall	534	562
	434	462



## Brackets for the wooden shelf

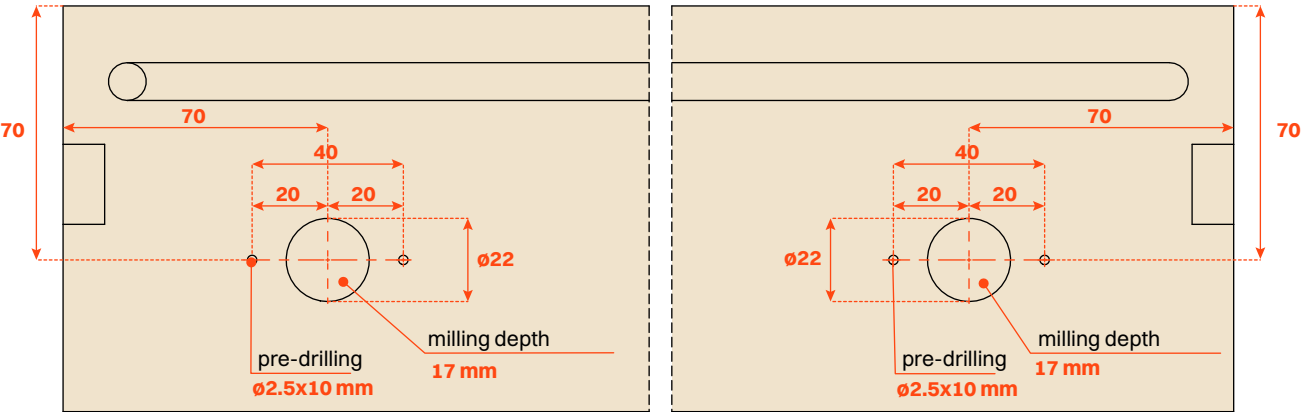
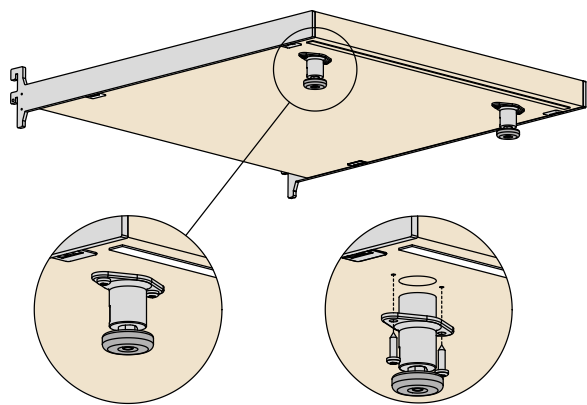


Working for the installation of the recessed LED strip on the wooden shelves



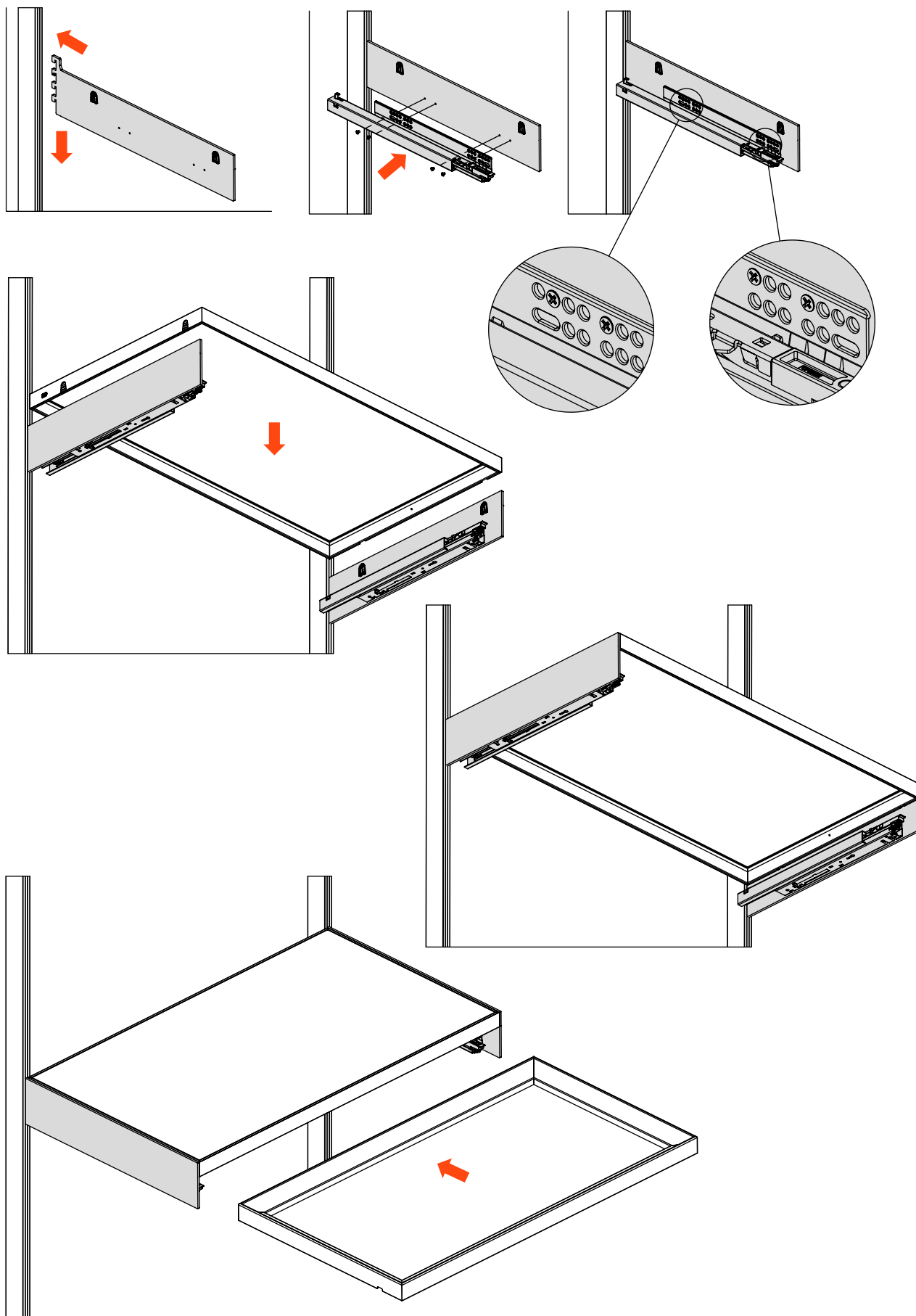
	shelves depth	X	Y
ROOM	415	265	23,7
	515	365	23,7
WALL	434	265	42,7
	534	365	42,7

Optional additional feet for low wooden shelves



## Luxer

Bracket for the shelf and the drawer



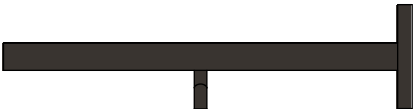





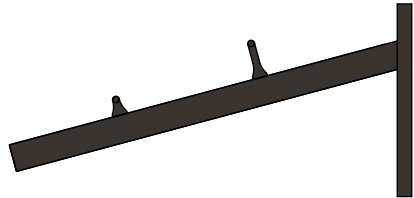

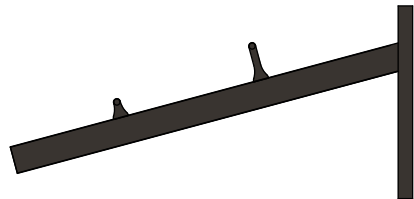

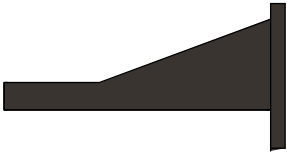
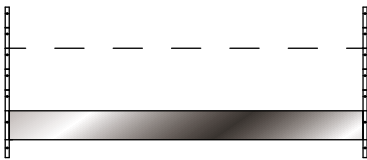

























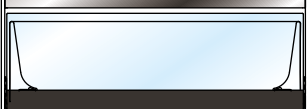















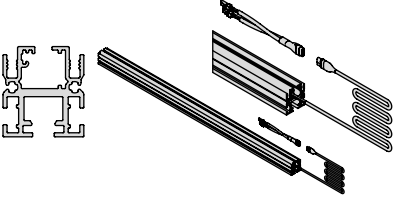


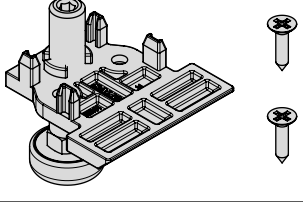
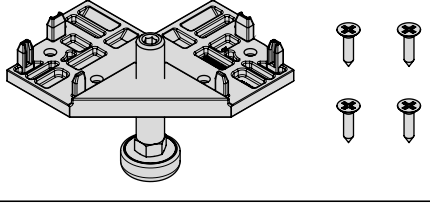
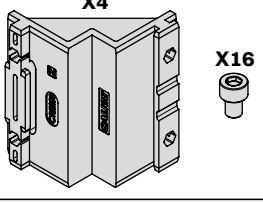
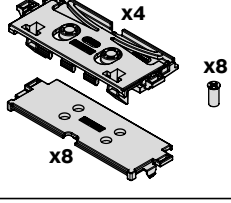
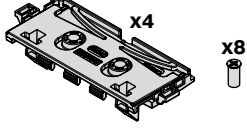
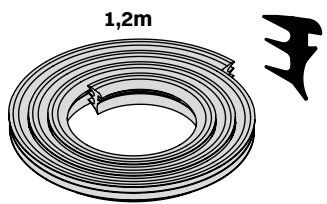
*Luxer Wall and Luxer Room*  
Brackets

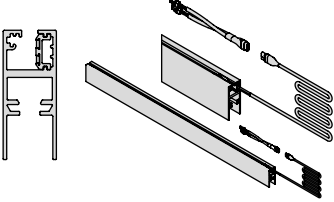
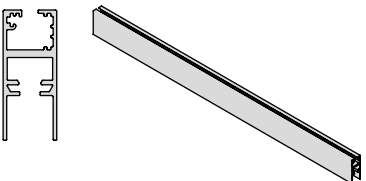
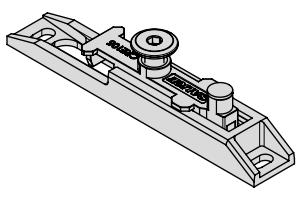
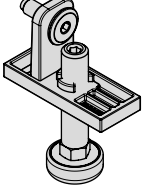
# Luxer Room and Luxer Wall

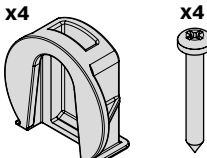
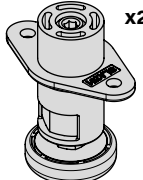
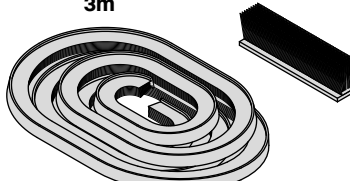
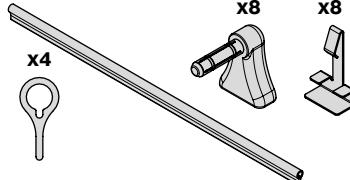
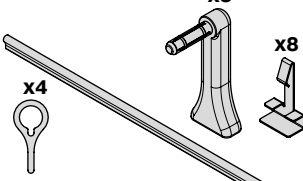
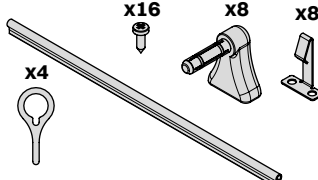
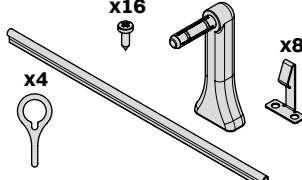
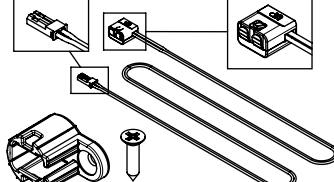
## Brackets

Bracket with alu-framed shelf		
Bracket with alu-framed shelf and hanging rail for clothes		
Bracket with wooden shelf		
Bracket with wooden shelf and hanging rail for clothes		
Inclined bracket with alu-framed shoe racks		
Inclined bracket with wooden shoe racks		
Bracket for living room bookend with alu-framed shelf		
Bracket for living room bookend with wooden shelf		

	3-sided drawer with wooden frontal	3-sided drawer with glass frontal	4-sided drawer
			
Bracket H120 mm Alu-framed and glass shelf and drawer H 52 mm 			
Bracket H120 mm Wooden shelf and drawer H 52 mm 			
Bracket H144 mm Alu-framed and glass shelf and drawer H 78 mm 			
Bracket H144 mm Wooden shelf and drawer H 78 mm 			
Bracket H194 mm Alu-framed and glass shelf and drawer H 128 mm 			
Bracket H194 mm Wooden shelf and drawer H 128 mm 			
Bracket H206 mm Alu-framed and glass shelf and drawers H 78 + H 52 mm 			
Bracket H206 mm Wooden shelf and drawers H 78 + H 52 mm 			

System components ROOM	Code	Description
	<b>VE81AAEA25700A</b>	No. 1 Electrified upright profile 2572 mm
	<b>VE81AAEA30800A</b>	No. 1 Electrified upright profile 3084 mm
	<b>VE81AAEA35900A</b>	No. 1 Electrified upright profile 3596 mm
	<b>VE81AANA25700A</b>	No. 1 Upright profile 2572 mm
	<b>VE81AANA30800A</b>	No. 1 Upright profile 3084 mm
	<b>VE81AANA35900A</b>	No. 1 Upright profile 3596 mm
	<b>VE81ASA001001A</b>	No. 1 Anchoring bracket for upright profile
	<b>VE81ASB001001A</b>	No. 1 Foot for uprights
	<b>VE81ASB002001A</b>	No. 1 foot for corner uprights
	<b>VE81ASV001001A</b>	No. 4 corner brackets for uprights No. 16 screws
	<b>VE81ASD002001A</b>	No. 4 Clip kits for attaching 12-16 mm thick panels
	<b>VE81ASD001001A</b>	No. 4 clip kits for attaching 18-19 mm thick panels
	<b>VE81CSV005001A</b>	Seal for sloping shelf 1.2 m

System components WALL	Code	Description
	<b>VE81BAEA25733A</b>	No. 1 Electrified upright profile 2572 mm - Metal Grey
	<b>VE81BAEA30833A</b>	No. 1 Electrified upright profile 3084 mm - Metal Grey
	<b>VE81BAEA35933A</b>	No. 1 Electrified upright profile 3596 mm - Metal Grey
	<b>VE81BANA25733A</b>	No. 1 Upright profile 2572 mm - Metal Grey
	<b>VE81BANA30833A</b>	No. 1 Upright profile 3084 mm - Metal Grey
	<b>VE81BANA35933A</b>	No. 1 Upright profile 3596 mm - Metal Grey
	<b>VE81BSA001001A</b>	No. 1 Regulator for upright profile - Metal Grey
	<b>VE81BSB001033A</b>	No. 1 Foot for upright profile - Metal Grey

System components ROOM/WALL	Code	Description
 <p>x4 x4</p>	<b>VE81CSV004001A</b>	No. 4 Supports for wooden shelves H 35 mm No. 4 screws
 <p>x2</p>	<b>VE81CSB001000A</b>	No. 2 wooden shelf feet
 <p>3m</p>	<b>VE81CSV001001A</b>	Black brush 3m
 <p>x4 x8 x8</p>	<b>VE81CPE147233A</b>	No. 4 shoe stops H25 mm x1500 mm Aluminium - Metal Grey
 <p>x4 x8 x8</p>	<b>VE81CPF147233A</b>	No. 4 shoe stops H 50 mm x 1500 mm Aluminium - Metal Grey
 <p>x4 x16 x8 x8</p>	<b>VE81CPG147233A</b>	No. 4 shoe stops H 25 mm x1500 mm Wood - Metal Grey
 <p>x4 x16 x8 x8</p>	<b>VE81CPH147233A</b>	No. 4 shoe stops H 50 mm x 1500 mm Wood - Metal Grey
	<b>VE81CSE007001A</b>	Connector kit for wooden shelf lamps



## HEADQUARTERS AND PRODUCTION UNITS

---

### ARTURO SALICE S.p.A.

#### HEAD OFFICE

VIA PROVINCIALE NOVEDRATESE, 10  
22060 NOVEDRATE (COMO) ITALIA  
TEL. 031 790424 - FAX 031 791508  
info.salice@salice.com  
www.salice.com

### ARTURO SALICE S.p.A.

VIA ARISTIDE MERLONI, 11  
61036 COLLI AL METAURO (PU)  
ITALIA  
TEL. 0721 899800  
FAX 0721 897980  
info.salice@salice.com  
www.salice.com

### BORTOLUZZI SISTEMI S.p.A.

VIA CADUTI 14 SETTEMBRE 1944, 45  
32100 BELLUNO (BL) ITALIA  
TEL. 0437 930866  
FAX 0437 931442  
info@bortoluzzi.com  
www.salice.com

### NUOVA ATIM S.r.l.

VIA IV NOVEMBRE, 52  
20019 SETTIMO MILANESE (MI) ITALIA  
TEL. 02 33503203  
FAX 02 33516514  
info@atimspa.com  
www.atimspa.com

## BRANCHES

---

### DEUTSCHE SALICE GMBH

RUDOLF DIESEL STR. 10  
74382 NECKARWESTHEIM  
TEL. 07133 9807-0  
FAX. 07133 9807-16  
info.salice@deutschesalice.de  
www.salice.com

### DEUTSCHE SALICE GMBH

VERKAUFsbÜRO NORD  
RINGSTRASSE 36/A30 CENTER  
32584 LÖHNE  
TEL. 05731 15608-0  
FAX. 05731 15608-10  
vknord@deutschesalice.de  
www.salice.com

### SALICE UK LTD.

KINGFISHER WAY  
HINCHINGBROOKE BUSINESS PARK  
HUNTINGDON CAMBS PE 29 6FN  
TEL. 01480 413831  
FAX. 01480 451489  
info.salice@saliceuk.co.uk  
www.salice.com

### SALICE FRANCE S.A.R.L.

285 RUE DE GOA ZAC LES 3 MOULINS  
06600 ANTIBES  
TEL. 0493 330069  
FAX. 0493 330141  
info.salice@salicefrance.com  
www.salice.com

### SALICE ESPAÑA, S.L.U.

C/ AIGUAFREDA 4, P.I. AMETLLA PARK  
08480 L'AMETLLA DEL VALLÈS (BARCELONA)  
TEL. 0034 938 46 88 61  
info.salice@saliceespana.es  
www.salice.com

### SALICE PORTUGAL UNIP. LDA

**SHOWROOM:**  
TV SÁ E MELO 161 FA  
4470-116 MAIA - PORTO  
TEL: 00351 224 154 221  
Info@saliceportugal.pt  
www.salice.com

#### ARMAZÉM:

VIA ROTA DOS MÓVEIS I 399  
4585-325 GANDRA

### SALICE CHINA (SHANGHAI) CO. LTD.

RM 602, 6/F, TOWER 1,  
3688 YINGGANG DONG ROAD  
QINGPU DISTRICT  
201703 SHANGHAI, CHINA  
TEL. 021 3988-9880  
info.salice@salicechina.com  
www.salicechina.com

### SALICE INDIA PVT. LTD.

1001 & 1002, 10TH FLOOR,  
CENTRUM, PLOT NO. C-3,  
OPP. WAGLE PRABHAG SAMITI OFFICE,  
MIDC AREA, WAGLE INDUSTRIAL ESTATE,  
THANE - 400604, MAHARASHTRA  
TEL. 022 20812050  
info@saliceindia.com  
www.salice.com

### SALICE CANADA INC.

3500 RIDGEWAY DRIVE,  
UNIT#1  
MISSISSAUGA, ONTARIO, L5L 0B4  
TEL. 905 820 8787  
FAX. 905 820 7226  
info.salice@salicecanada.com  
www.salicecanada.com

### SALICE AMERICA INC.

2123 CROWN CENTRE DRIVE  
CHARLOTTE NC. 28227  
TEL. 704 841 7810  
FAX. 704 841 7808  
info.salice@saliceamerica.com  
www.saliceamerica.com




# **ARTURO SALICE S.p.A.**

## **HEAD OFFICE**

VIA PROVINCIALE NOVEDRATESE, 10  
22060 NOVEDRATE (COMO) ITALIA  
TEL. 031 790424 - FAX 031 791508

[info.salice@salice.com](mailto:info.salice@salice.com)  
[www.salice.com](http://www.salice.com)



**Digital contents**

DOCASS022ENG  
Ed. 02 - 08/2025

